

DATA DISAGGREGATION AND VOLUNTARY NATIONAL REVIEWS

Yongyi Min

United Nations Statistics Division





Introduction to VNRs



What are the Voluntary National Reviews (VNRs)?

- The VNRs are a **central element of the follow-up and review** mechanisms of the 2030 Agenda
- Presented at the High Level Political Forum (HLPF) for sustainable Development
 - The **HLPF is the central platform for reviewing and following up on the 2030 Agenda** and SDGs, at the global level
- **Country-led** process that
 - **track progress on goals**
 - be open and participatory for stakeholders
 - focus on people with a focus on people furthest behind
 - take a long-term perspective
 - be rigorous and **evidence based**

Role of robust data and statistics!



VNRs: what, how, and who?

- They are voluntary in nature – each country is free to decide on the scope and format of its review.
- Guided by 6 main principles
 - i. National ownership of the VNRs which are to be voluntary and country-led.
 - ii. Incorporation of the SDGs into national frameworks and plans.
 - iii. Integration of the three dimensions of sustainable development.
 - iv. Principle of leaving no one behind.
 - v. Making use of existing national frameworks to prepare the reports.
 - vi. Reflecting on cross-cutting issues, nationally but also at the regional level.
- As of 2019, 30 minutes for their individual presentations at the HLPF including Q&A, with the date of presentations being agreed by the ECOSOC Bureau with the Permanent Missions in New York and according to diplomatic rank

Workshop countries and VNRs

2016:

- Republic of Korea
- Mexico *
- Philippines *
- Samoa
- Uganda

2017

- Bangladesh
- Ethiopia
- Indonesia *
- Nepal
- Thailand

2018:

- Mexico *
- Viet Nam

2019

- Cambodia
- Ghana
- Indonesia *
- Philippines *
- Rwanda
- Turkmenistan
- UK



VNRs: Quick Facts

TIMELINE FOR 2019 VOLUNTARY NATIONAL REVIEWS



VNR/HLPF: Quick facts

HLPF IN NUMBERS

HLPF 2018



DAYS



VOLUNTARY
NATIONAL
REVIEWS



HEADS AND DEPUTY HEADS
OF STATE AND
GOVERNMENT, MINISTERS,
VICE-MINISTERS & OTHER
MINISTERIAL LEVEL
OFFICIALS



SPEAKERS IN
PANELS



MAJOR GROUP
& OTHER
STAKEHOLDERS
INTERVENTIONS



REGISTERED
PARTICIPANTS



SDGs
UNDER
REVIEW



MEETINGS



SIDE
EVENTS



SPECIAL
EVENTS



EXHIBITIONS



GENERAL
DEBATE
SPEAKERS



VNR
LABS

**51 countries presenting VNRs at
the HLPF in 2019**

Data events at the HLPF

- **Opening:** USG presented the global SDG report
- **Plenary Session:** 1) Reviewing progress in achieving the SDGs; 2) Better data for sustainable development 3) Introduction presentations for 6 goals under review
- **Special events:** e.g. Monitoring peace, evaluating institutions, building capacity: A data-driven conversation on SDG 16 and its upcoming 2019 review
- **Side events:** e.g. Global Progress on Water and Sanitation; Data & indicators to measure progress & CSO Contribution; Leaving No One Behind Through Data Revolution: Evidences from Bangladesh
- **VNR lab:** Data for evidence-based VNRs





Role of data and statistics



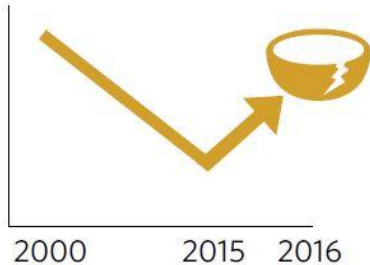
Including Data and Statistics in VNRs

- VNR countries are encouraged to provide as much as possible analysis based on statistics and VNR indicators.
- It is up to individual countries to determine how they wish to include statistics and indicators in their VNRs.
- Countries may want to illustrate the main elements of the reviews with figures showing trends, as appropriate.
- Countries may include an annex with data, using the global Sustainable Development Goal indicators and adding priority indicators identified at the regional and national levels where appropriate.

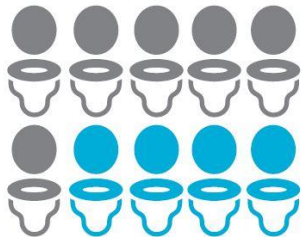
Data – Key to achieving the SDGs

World hunger is on the rise again:

815 million people were undernourished in 2016, up from 777 million in 2015



6 in 10 people lack access to safely managed sanitation facilities



Data and statistics are critical to successfully implementing the SDGs – “*quality, accessible, timely and reliable disaggregated data ... to help with the measurement of progress and to ensure that no one is left behind*”:

- Tracking performance
- Designing policies and allocating resources
- Holding stakeholders accountable.
- Better communicating SDGs

Evidence-based VNRs

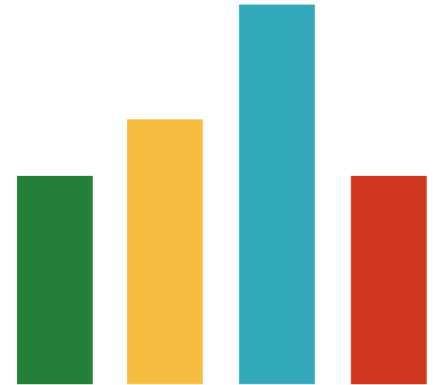
Focusing from how to including where, what and who:

- Where are making progress?
- What policies are effective and what not?
- Who are left behind?

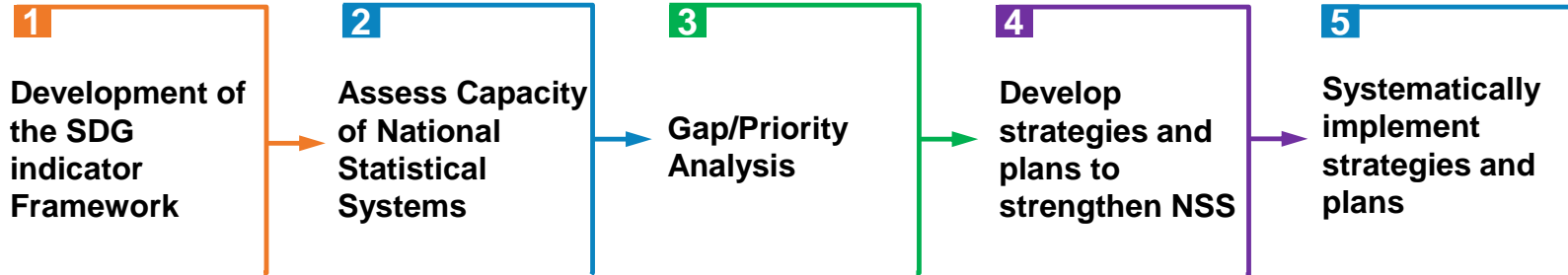
Experiences from previous VNRs:

- statistical annexes: 1 to over 100 pages
- different levels and structures and different forms to present them
- the selection of statistics presented doesn't always reflect national SDG or policy priorities stated elsewhere in the same VNR.

=> **Challenge:** availability of statistics and data for monitoring, especially disaggregated and alternative data.



Implementing national monitoring of the SDGs



Lessons from existing VNRs

- **Establishment of national/regional targets**
- **Making statistics available to the general public:** **Bangladesh** Bureau of Statistics and other government and private stakeholders, designed and developed SDG Tracker (www.sdg.gov.bd).
- **Data collection and management:** - In **Ethiopia**, the Central Statistics Agency (CSA) generates and disseminates to users socio-economic data pertaining to national development needs. The Ethiopian Mapping Agency (EMA) generates and disseminates geospatial data. Both CSA and EMA have been made legally accountable to the National Planning Commission (NPC), which is directly accountable to the prime minister.
- **Involving stakeholders**
- **Usage of new data sources:** **Uganda** mentioned analysis of **social media** and **SMS messages**
- **Mobilizing resources and investment in statistics**





HLPF 2019 and Leaving no one behind



LNOB and Data Disaggregation

- The theme of HLPF 2019 is "*Empowering people and ensuring inclusiveness and equality*"

How to ensure that no one is left behind

- **Identifying those who are being left behind** --- In order to correctly identify those left behind, official data systems should comply with the objective of LNOB, and produce disaggregated data. Data needs to be collected at the local level
- **Specific measures and policies to target groups that are left behind.** -- It was highlighted that there often is enough data available, yet it in many cases it is not being regarded as “valid data” by the authorities. It was proposed to open up to academia and CSOs/big data to enhance the availability of data.



LNOB and Data disaggregation

Challenges identified by countries:

- Official data management systems do not collect all the data critical to address the needs of vulnerable groups.
- Data exists, but is not being shared.
- National statistical offices lack coordination and access to statistics is limited.

Thank you for your attention!